

2015 - 2016 Rental Statistics for Fairfax County Virginia. Properties with less than 5000 square feet.

Month	Jan	Feb	March	April	May	June	July	August	Sept	Oct	Nov	Dec	Average 2013
Average Monthly Rent 2015	\$ 2,194.00	\$ 2,144.00	\$ 2,151.00	\$ 2,272.00	\$ 2,285.00	\$ 2,297.00	\$ 2,333.00	\$ 2,318.00	\$ 2,188.00	\$ 2,177.00	\$ 2,091.00	\$ 2,184.00	\$ 2,219.50
Average Days on Market 2015	65	52	48	47	33	30	30	34	40	40	42	51	42.67
Active Rental Units 2015	1255	1111	985	1194	1493	1479	1770	1627	1808	1701	1589	1389	1450
Units Rented 2015	498	531	638	666	803	893	1004	930	717	699	649	545	714
MONTHS SUPPLY	2.520080321	2.092278719	1.543887147	1.792792793	1.859277709	1.656215006	1.762948207	1.749462366	2.521617852	2.433476395	2.448382126	2.548623853	2.0774
													2014
Average Monthly Rent 2016	\$ 2,194.00	\$ 2,177.00	\$ 2,186.00	\$ 2,268.00	\$ 2,333.00								\$ 2,231.60
Average Days on Market 2016	58	55	49	38	33								46.60
Active Rental Units 2016	1237	1049	1027	965	1141								1084
Units Rented 2016	495	571	617	677	792								630
Months Supply	2.498989899	1.837127846	1.664505673	1.425406204	1.440656566	#DIV/0!	#DIV/0!	#DIV/0!	#DIV/0!	#DIV/0!	#DIV/0!	#DIV/0!	#DIV/0!

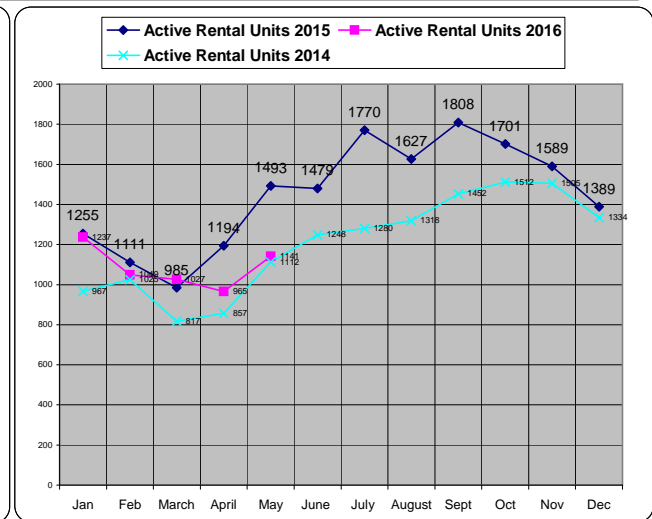
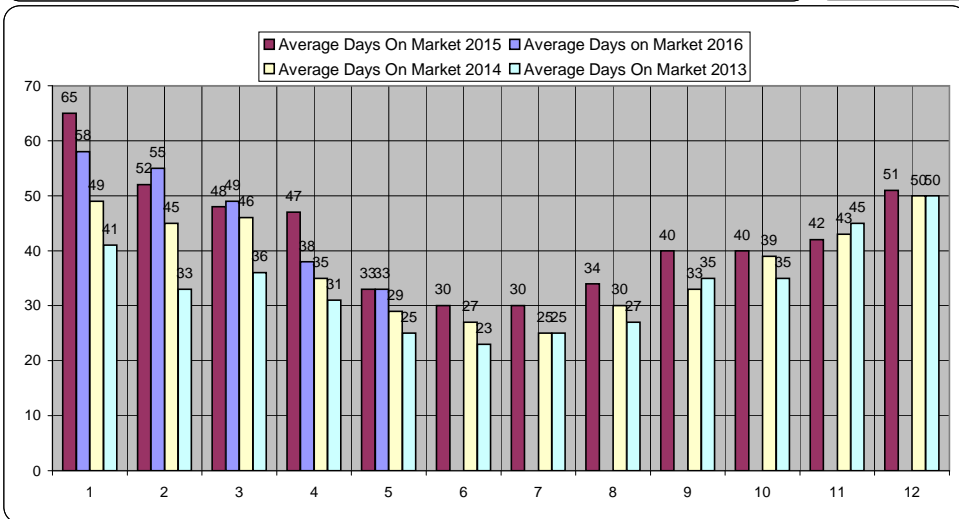
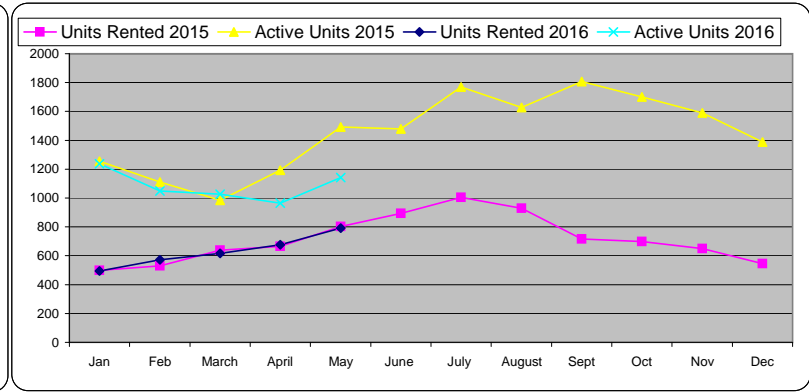
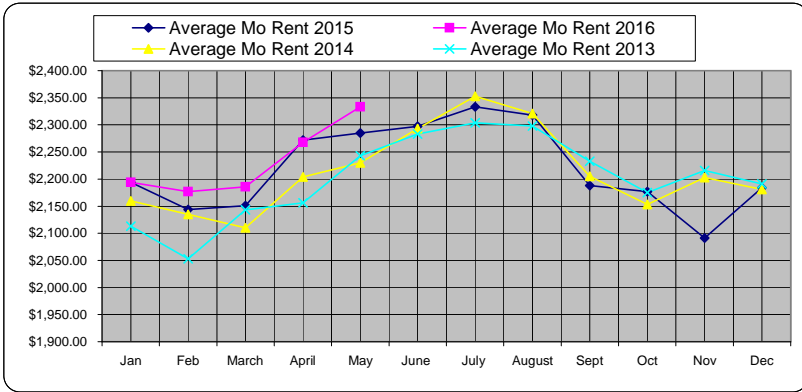


CIRCLE
PROPERTY MANAGEMENT
www.circlepm.com

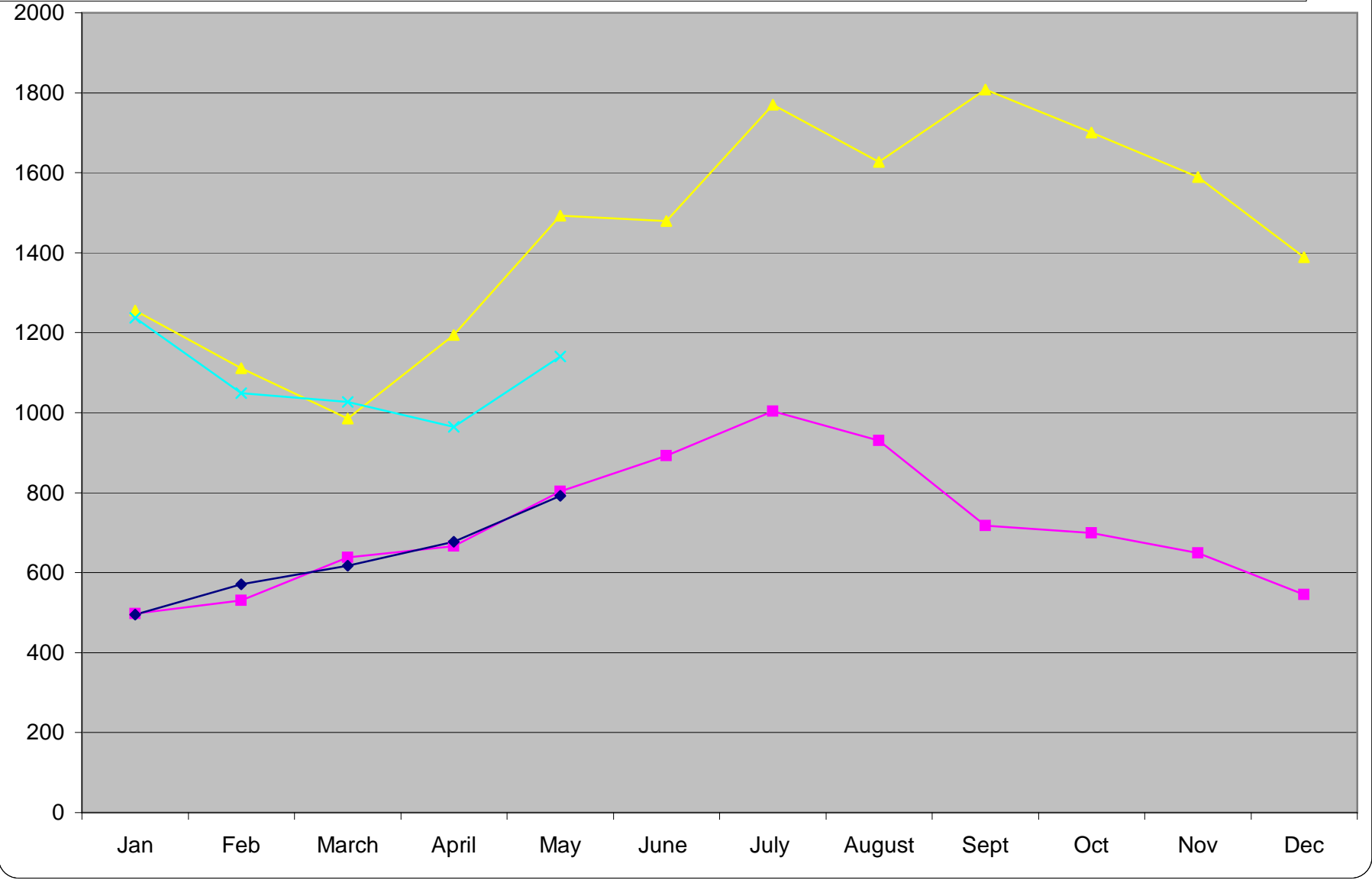
703-349-0744

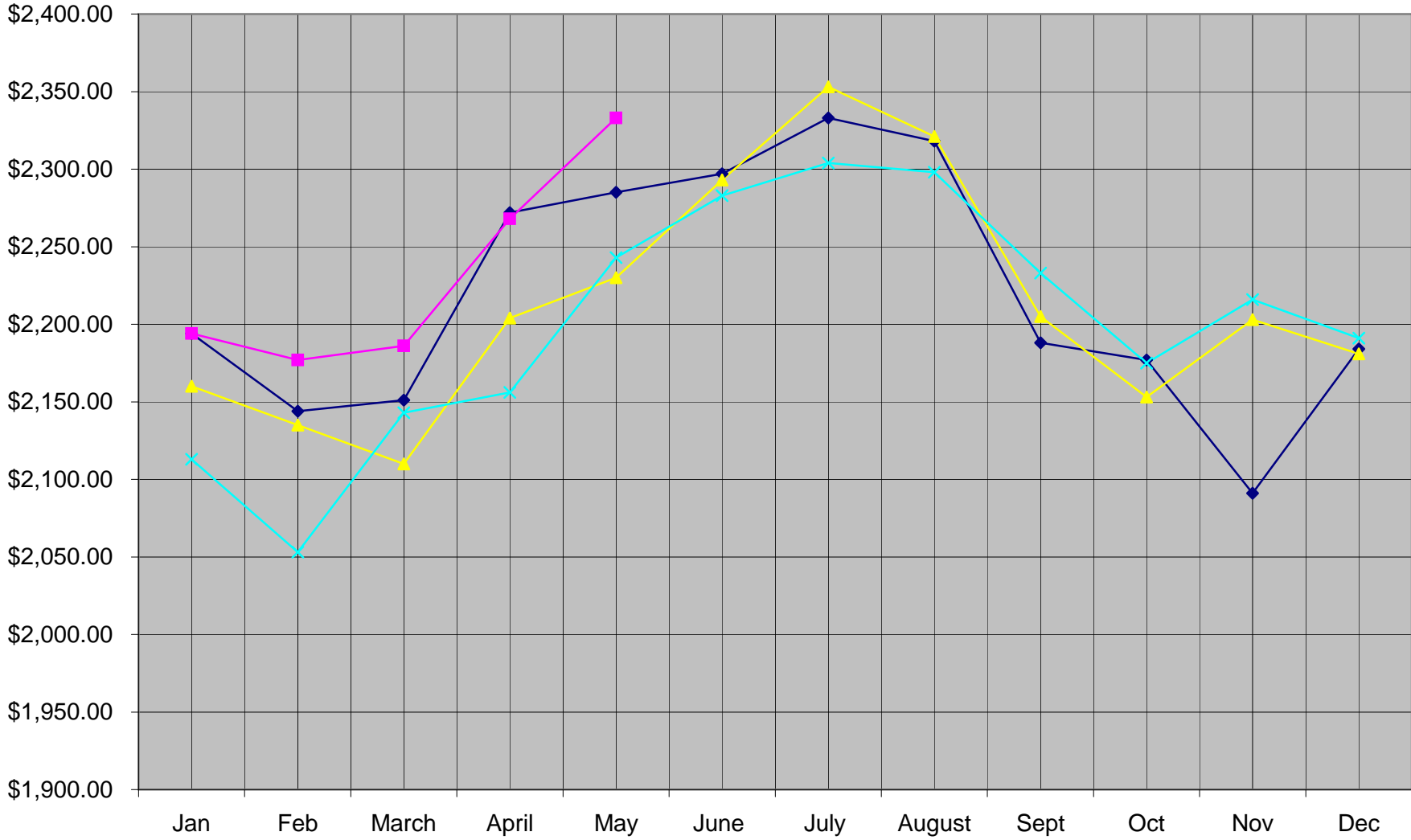
9520 B Lee Hwy
Fairfax, VA 22031-2303

www.circlepm.com



■ Units Rented 2015 ▲ Active Units 2015 ◆ Units Rented 2016 ✕ Active Units 2016





■ Average Days On Market 2015 ■ Average Days on Market 2016
■ Average Days On Market 2014 ■ Average Days On Market 2013

